

GOLDDUST™ Mecardonia



This true yellow Mecardonia flowers 6 weeks earlier than others. GoldDust's blooms are significantly smaller but far more plentiful than other Mecardonia. This beauty loves the heat.

Growing Tips for GOLDDUST™

- Requires high light for production.
- Needs 150-200 ppm fertilizer for optimal growth.
- Pinch twice. First at liner planting and then 4-5 weeks later.
- Proper water management is critical.

Additional Culture Information for GOLDDUST™

pH/EC: 5.8 - 6.2 / 6 - .9
 Growing Temperature: 65-72°/70-75°
 Holding Temperature: 70-75° outdoors
 Water Requirements: Moderate to Moist
 Planting and Timing: Spring through Summer Finish.
 Standard Plants Per Pot.
 Finish Time in Weeks: For 4-5", 4-6; for 6"/Gallon, 5-7;
 for 8", 7-9; for 10-12", 10-12
 Spring Outdoor Finish: Do not finish outside



P. Allen Smith
Platinum Collection

GOLDDUST™ Mecardonia USmeca8205 USPPAF Can/PBRAAF

Notes:

No pinch necessary. For hanging baskets and pots larger than 6", trim around pot edge just prior to hanging.



AWARD WINNER

GOLDDUST™ Mecardonia

8 Awards
 Including: Excellent Rating, Disney Trials;
 Top Performer, University of Wisconsin;
 Gardener's Choice, University of Florida

Compatible to grow with:

Superbells®

Lobelia

Babylon®



AUGUSTA® Blue Skies *Nierembergia hybrid* 8-12"

If you think of *Nierembergia* as Mont Blanc and Purple Robe, Augusta Blue Skies will surprise you. Not only does it have large, beautiful, blue flowers but it has magnificent foliage to match. The lush evergreen leaves give body to the plant to back up the tremendous blooms. Plus, it has exceptional heat tolerance and will hold its blooms from mid-May all the way through summer and into multiple fall frosts. Though it is slow to start, heat and light will create a beautiful brancher and prolific bloomer.

Growing Tips for AUGUSTA® Blue Skies

- Requires high light in production.
- Pinch 1 week after transplant; a second pinch may be needed.
- 5 ppm Sumagic® is effective in controlling growth and leveling the pot.

Additional Culture Information for AUGUSTA® Blue Skies

pH/EC:	6.0 - 6.5 / .6 - .9
Growing Temperature:	65-72°/55-65°
Holding Temperature:	50-60° outdoors
Water Requirements:	Dry to Moderate
Planting and Timing:	Late Spring through Fall Finish. Standard Plants Per Pot.
Finish Times in Weeks:	For 4-5", 7-8; for 6"/gallon, 8-10; for 8", 8-10; for 10-12", 10-12
Spring Outdoor Finish:	Second to go outside.

Note:

This is an 8-week crop from transplant.

AWARD WINNER

AUGUSTA® Blue Skies

15 Awards

Including: Excellent Rating, Boerner Botanical Garden, Milwaukee, Wisconsin; Outstanding Rating, Disney Trials; Leader of the Pack, North Carolina State



AUGUSTA® Blue Skies
Nierembergia hybrid USNBR1201 USPP21662 Cal#PBRAP



SUNSATIA® *Nemesia* hybrids 6-10"

This is the series that epitomizes the art and science of plant breeding. Very showy and dramatic in borders, hanging baskets, and containers. All varieties have an attractive, trailing habit and are ideal for early spring. Sunsatia are exceptionally cold tolerant and incredibly colorful.

Growing Tips for SUNSATIA®

- Grow dry.
- Preventive fungicides are recommended at transplant.
- High light required at production.
- Air circulation, proper water management, and good soil porosity are critical.
- Use well-drained media only.

Additional Culture Information for SUNSATIA®

pH/EC: 5.5 - 5.8 / .6 - .9
 Growing Temperature: 65-72°/55-65°
 Holding Temperature: 40-50° outdoors
 Water Requirements: Dry to Moderate
 Planting and Timing: Early Spring through Fall Finish.
 Standard Plants Per Pot.
 Finish Times in Weeks: For 4-5", 4-6; for 6"/gallon, 5-7;
 for 8", 7-9; for 10-12", 10-12
 Spring Outdoor Finish: Last to go outside

Notes:

For pots 6" and smaller, pinch at transplanting only. For hanging baskets and pots larger than 6", soft pinch at planting with additional pinches as needed. Sumagic® at 5-10 ppm is effective at controlling growth if needed. Cold temperatures will also control growth. Sensitive to pythium, phytophthora, and thelaviopsis. Rhapsody and other copper-based fungicides are effective as a preventative application.

Compatible to grow with:

Superbells® Lobelia Supertunia® Minis



SUNSATIA® Lemon
Nemesia hybrid^{Intraigoldtwo} USPPAF Can#P8RAF



SUNSATIA® Mango
Nemesia hybrid^{Inspire} USPP17541 Can2147



Top Seller

SUNSATIA® Cranberry
Nemesia hybrid^{Intrairedtwo} USPPAF Can/PBR/AF



SUNSATIA® Coconut
Nemesia hybrid^{Intraalwhitwo} USPPAF Can/PBR/AF



SUNSATIA® Raspberry
Nemesia hybrid^{Intrapras} USPP17978 Can/2883

AWARD WINNER

SUNSATIA® Nemesia

5 Awards
Including: Excellent Rating,
Disney Trials

INNOCENCE® *Nemesia fruticans* hybrids



Many early-spring programs owe their success to *Nemesia*. But their value as mid-season crops is just as important. Frost-tolerant and easy to grow, these Snapdragon-like beauties also sport well-branched stems and attractive, medium green foliage.

Growing Tips for *Nemesia*

- Preventive fungicides are recommended at transplant.
- Florel® at 500 ppm is effective at increasing branching.
- Sumagic® at 5 ppm and cold temperatures are effective at controlling growth.

Additional Culture Information for *Nemesia*

pH/EC: 5.5 - 5.8 / .6 - .9
 Growing Temperature: 65-72°/55-65°
 Holding Temperature: 40-50° outdoors
 Water Requirements: Moderate to Moist
 Planting and Timing: Early Spring through Fall Finish.
 Standard Plants Per Pot.
 Finish Times in Weeks: For 4-5", 4-6; for 6"/gallon, 5-7;
 for 8", 7-9; for 10-12", 10-12
 Spring Outdoor Finish: First to go outside

Notes:

For pots 6" and smaller, pinch at transplanting only. For hanging baskets and pots larger than 6", soft pinch at planting with additional pinches as needed.

Nemesia Heights

Bluebird 10-12"
 Compact INNOCENCE® 8-10"
 Compact Pink INNOCENCE® 10-12"
 Opal INNOCENCE® 12-16"

AWARD WINNERS

Bluebird *Nemesia*

3 Awards
 Including: Top Performer, Michigan State

INNOCENCE® *Nemesia*


22 Awards
 Including: Superior Rating, Penn State;
 Top Performer, Ohio State



Compact Pink INNOCENCE®
Nemesia fruticans hybrid FlouripUSPP16851

Compatible to grow with:

Superbells® Diamond Frost® Diascias





Top 50

Bluebird
Nemesia fruticans hybrid ^{Hubbird} USPP12014 Can1634



Compact INNOCENCE®
Nemesia fruticans hybrid ^{Tiktoc} USPP10977 Can1639



Top 50
P. Allen Smith
Platinum Collection

Opal INNOCENCE®
Nemesia fruticans hybrid ^{Flourame} USPP17035 CanP8AF

INFINITY® New Guinea Impatiens



Infinity varieties really are the best. Their large, brilliantly colored flowers and attractive dark green foliage have made plants in this series the new focal points of the shade garden. Endlessly versatile and superior in every way to other NGIs.

INFINITY® Electric Cherry *New Guinea Impatiens*

Electric Cherry is supercharged, with cherry pink-based blooms that are shot through with vivid lilac and accented by a small white eye as flowers age. New this year.

INFINITY® Electric Coral *New Guinea Impatiens*

This new addition to the Infinity series is high voltage. The huge, vibrant coral-based blooms of Electric Coral are shot through with hot pink and accented by a small white eye as flowers age. New this year.

INFINITY® Lavender Improved *New Guinea Impatiens*

Gardeners love shades of purple, and the rich lavender flowers and clear white eye of this variety will surely get their attention. Improved flower size and color create a crown of vibrant blooms. New this year.

INFINITY® Salmon Bisque *New Guinea Impatiens*

Salmon Bisque features the same outstanding versatility and performance you expect from Infinity in a new color. Salmon-red petals have a soft splash of white at the eye. New this year.

Growing Tips for INFINITY®

- Preventive fungicides are recommended at transplant.
- Plants are sensitive to high-soluble salts.
- Light shade is optimal for best growth.
- Aggressive scouting and treatment program for thrips are recommended for INSV control. Do not use Medallion® due to severe PGR effect on NGIs.
- Be sure not to overwater while plants are still rooting to the pot edge.

Additional Culture Information for INFINITY®

pH/EC: 6.0 - 6.5 / 0 - .6
 Growing Temperature: 68-72°/70-75°
 Holding Temperature: 70-75° outdoors
 Water Requirements: Moderate to Moist
 Planting and Timing: Spring through Summer Finish. 4-5" 1 ppp, 6"-8" and Gallons; 3 ppp, 10" 4-5 ppp.
 Finish Times in Weeks: For 4-5", 6-8; for 6"/gallon, 8-10; for 8", 8-10; for 10-12", 12-14
 Spring Outdoor Finish: Do not finish outside

Notes:

No pinching recommended. Infinity varieties are bred to branch well without pinching, which would only delay flowering and result in a less-balanced plant habit. No growth regulators recommended or needed. Winter flowering occurs in Sunbelt states.

AWARD WINNER

INFINITY® *New Guinea Impatiens*

77 Awards
 Including: Excellent Rating, Disney Trials;
 One of the Best, Penn State; Top Performer,
 University of Illinois



INFINITY®
Electric Cherry
New Guinea
Impatiens



INFINITY®
Electric Coral
New Guinea
Impatiens



INFINITY® Lavender Improved
New Guinea Impatiens



INFINITY® Salmon Bisque
New Guinea Impatiens



INFINITY® Blushing Crimson
New Guinea Impatiens ^{Viastuna} USPP20938



INFINITY® Blushing Lilac
New Guinea Impatiens ^{Viantilla} USPP16147



INFINITY® Cherry Red
New Guinea Impatiens ^{Viantichrimp} USPP20965



INFINITY® Crimson
New Guinea Impatiens ^{Vianticrim} Car2885



INFINITY® Dark Pink
New Guinea Impatiens ^{Viantidkg} USPP16472



INFINITY® Dark Salmon Glow
New Guinea Impatiens ^{Viantidag} USPP16194



INFINITY® Electric Cherry
New Guinea Impatiens ^{Viantidag} USPP16194



INFINITY® Electric Coral
New Guinea Impatiens ^{Viantidag} USPP16194



INFINITY® Lavender Improved
New Guinea Impatiens ^{Viantidag} USPP16194



INFINITY® Light Purple
New Guinea Impatiens ^{Viantidag} USPP16194



INFINITY® Lilac
New Guinea Impatiens ^{Viantilla} US16136



INFINITY® Orange
New Guinea Impatiens ^{Viantidag} Car2886



INFINITY® Orange Frost
New Guinea Impatiens ^{Viantidag} USPP16207 Car2268




INFINITY® Pink
New Guinea Impatiens ^{Viantidag} USPP16207



INFINITY® Pink Frost
New Guinea Impatiens ^{Viantidag} USPP16207



INFINITY® Red
New Guinea Impatiens ^{Viantidag} USPP16207



INFINITY® Ruby Flash
New Guinea Impatiens ^{Viantidag} Car2887



INFINITY® Salmon
New Guinea Impatiens ^{Viantidag} USPP20971



INFINITY® Salmon Bisque
New Guinea Impatiens ^{Viantidag} USPP20971



INFINITY® White
New Guinea Impatiens ^{Viantidag} USPP20984

SOPRANO® Osteospermum hybrids

  10-14" Compact Purple:  6-10"

Gardeners love their Daisies, so any Osteospermum that looks good in a four-inch container is bound to be a big seller. But Soprano is more than a one-note wonder. Varieties in this series also have outstanding heat tolerance, a compact habit, and nonstop flowers spring through fall.

Growing Tips for SOPRANO®

- Low humidity essential during rooting time.
- Preventive fungicides are recommended at transplant.
- Requires high light in production.
- Warm and slightly dry conditions after transplanting speeds root in and growth.
- While all Osteospermums like to be grown dry, Compact Purple is very easy to overwater and is not suited for a 10" container. PGRs are not recommended.
- Compact Purple has the best summer performance of all of the Proven Winners Osteospermums.

Additional Culture Information for SOPRANO®

pH/EC: 5.8 - 6.2 / .6 - .9
Growing Temperature: 65-72°/55-65°
Holding Temperature: 40-50° outdoors
Water Requirements: Dry to Moderate
Planting and Timing: Early Spring through Fall Finish. Standard Plants Per Pot.
Finish Times in Weeks: For 4-5", 4-6; for 6"/gallon, 5-7; for 8", 7-9; for 10-12", 10-12
Spring Outdoor Finish: Last to go outside

Note:

No pinch necessary.



AWARD WINNER

SOPRANO® Osteospermum

21 Awards

Including: Excellent Rating, Boerner Botanical Garden, Milwaukee, Wisconsin; Best Osteospermum, Colorado State; Excellent Rating, Massachusetts Horticultural Society

SOPRANO® Light Purple
Osteospermum hybrid Disantipur® USPP17410 Can2452



Top 50

SOPRANO® Purple
Osteospermum hybrid [®] 'Dusky' USPP15491 Can2136



Top Seller

SOPRANO® White
Osteospermum hybrid [®] 'Djamhit' USPP17070 Can2453



SOPRANO® Compact Purple
Osteospermum hybrid [®] 'Dusky' USPP18306 Can2782

SYMPHONY Osteospermum hybrids



Introduced in 1997, Symphony is still our top-selling Osteospermum series. From early spring to late fall, their continuous blooms, superb heat tolerance, and, of course, beautiful colors bring enjoyment to gardeners season after season.

Growing Tips for SYMPHONY

- Low humidity is essential in production.
- Requires high light in production.
- Grow cool with good air circulation once established.
- Pinch at transplant, if necessary. If you pinch, use a spray application of fungicide immediately as a preventative measure.
- Finishing outside will give a stockier, higher quality plant in all pot sizes.

Additional Culture Information for SYMPHONY

pH/EC: 5.8 - 6.2 / .6 - .9
 Growing Temperature: 65-72°/55-65°
 Holding Temperature: 40-50° outdoors
 Water Requirements: Dry to Moderate
 Planting and Timing: Early Spring through Fall Finish. Standard Plants Per Pot.
 Finish Times in Weeks: For 4-5", 4-6; for 6"/gallon, 5-7; for 8", 7-9; for 10-12", 10-12
 Spring Outdoor Finish: First to go outside

AWARD WINNER

SYMPHONY *Osteospermum*

26 Awards
 Including: Top Performer,
 Ohio State; Excellent
 Rating, Boerner
 Botanical Garden,
 Milwaukee,
 Wisconsin



Top 50

Orange SYMPHONY
Osteospermum hybrid ^{Seikimond} USPP13409 CDPF

Melon SYMPHONY
Osteospermum hybrid ^{Seigopari} USPP16213 Can2129

Top 5
P. Allen Smith
 Platinum Collection

Lemon SYMPHONY
Osteospermum hybrid ^{Saikitem} USPP13407 CDPF

CHARMED® *Oxalis regnellii* 6-12"

What's so special about Charmed Oxalis that makes it a gardeners' favorite shade-lover? Plenty. First, they offer all the color and contrast of Coleus but with a restrained, mounding habit that works perfectly in mid-vigor mixed containers. They won't crowd out other plants in combinations, and they provide beautiful white to pale pink flowers besides. And if that's not enough, they're great as a monoculture in 4.5" pots where their shamrock-shaped leaves provide a great opportunity for St. Patrick's Day sales and their longevity make Charmed a great fall/winter windowsill plant. Jade is the most vigorous plant in the series. The color and texture of Velvet set it apart, and Wine is ideal for mixed combos.



P. Allen Smith
Platinum Collection

CHARMED® Jade
Oxalis regnellii ®RDXFRJUK USPP17558 Can2826

CHARMED® Wine
Oxalis regnellii ®RDXBJRWI USPP17557 Can2949

CHARMED® Velvet
Oxalis regnellii ®RDXACHVEK USPPAF CanP8RAF

Growing Tips for CHARMED®

- Prefers warmer production temperatures.
- Warm and slightly dry conditions after transplanting speeds root in and growth.
- Light shade is best for optimal growth.
- Shear back if petioles become too long due to low light conditions.
- To schedule for St. Patrick's Day, plan on a 4-6 week crop, and supplemental lighting may be needed to keep plant compact for Northern growers.

Additional Culture Information for CHARMED®

pH/EC: 5.8 - 6.2 / .6 - .9
 Growing Temperature: 65-72°/65-72°
 Holding Temperature: 50-60° outdoors
 Water Requirements: Moderate to Moist
 Planting and Timing: Early Spring through Summer Finish. Standard Plants Per Pot.
 Finish Times in Weeks: For 4-5", 4-6; for 6"/gallon, 5-7; for 8", 7-9; for 10-12", 10-12
 Spring Outdoor Finish: Do not finish outside

Notes:
Pinching not needed. PGRs not needed.

AWARD WINNER

CHARMED® Oxalis
 9 Awards
 Including: Gardener's Choice,
 National Arboretum;
 Best of Species, Penn State

DAREDEVIL® Pelargonium zonale



The Daredevil series delivers seven complementary colors in a superior-performing large Geranium. Great in the landscape and in containers, these varieties are sure to provide bright color all summer long. Heat and drought tolerant and deer resistant.

Growing Tips for DAREDEVIL®

- Deadheading is necessary for continued blooming.
- Requires high light in production.
- Needs 200-300 ppm fertilizer.
- Apply 750-1000 ppm Cycocel or for greater control use a tank mix of Cycocel 750-1000 ppm combined with B-9 at 1500-2500 ppm.

Additional Culture Information for DAREDEVIL®

pH/ EC:	6.0 – 6.5/ 1.0 - 2.0
Growing Temperature:	65-72°/70-72°
Holding Temperature:	55-60° outdoors
Water Requirements:	Moderate to Moist
Planting and Timing:	Spring through Summer Finish. Standard Plants Per Pot.
Finish Time in Weeks:	4-5", 7-9; for 6"/gallon, 10-12; for 8", 13-15; for 10-12", 11-14 weeks. Three Plants Per Pot.
Spring Outdoor Finish:	Do not finish outside

Notes:

Soft pinch 4 weeks after transplant. The use of Florel® is recommended to develop a well-branched plant. Florel application should be stopped 6 to 7 weeks prior to projected sell week. Geraniums are sensitive to iron and manganese toxicity if soil pH falls below 6.0.

AWARD WINNER

DAREDEVIL® Pelargonium zonale

48 Awards

Including: Outstanding Rating, Disney Trials; Leader of the Pack, North Carolina State; Best Geranium, Colorado State University; Best of the Best, University of Georgia



DAREDEVIL® Orchid
Pelargonium
zonale Floradax® USPP15042 Can1893



DAREDEVIL® Claret Pelargonium zonale Floradax® USPP15013 Can1892



DAREDEVIL® Rosita
Pelargonium zonale ^{Florobeg} USPP20516 Can3148



DAREDEVIL® Salmon
Pelargonium zonale ^{Florolam} USPP19076 CanP9RAF



DAREDEVIL® Snow
Pelargonium zonale ^{Floromeis} USPP16274 Can2656



DAREDEVIL® Mulberry *Pelargonium zonale* ^{Floromaj} USPP13252 Can1424

P. Allen Smith
Platinum Collection



DAREDEVIL® Fire *Pelargonium zonale* ^{Flolier} USPP12453 Can1030

SUPERTUNIA® PRETTY MUCH PICASSO® *Petunia hybrid*



SUPERTUNIA® PRETTY MUCH PICASSO® *Petunia hybrid* 'BHTUN31501' USPPAF CanPBRAF

The unique coloration of this *Petunia* has created a tremendous amount of interest from gardeners, so you'll want to order plenty. With its deep violet throat and softer violet petal surrounded by a chartreuse edge, Pretty Much Picasso makes a striking focal point in the garden. This exceptionally vigorous grower has a strong trailing habit, which makes it perfect in the landscape or large containers.



Top 50
P. Allen Smith
Platinum Collection

SUPERTUNIA® PRETTY MUCH PICASSO® *Petunia hybrid*
with ILLUSION™ Emerald Lace *Ipomoea batatas*
and SNOW PRINCESS® *Labularia hybrid*

Growing Tips for PRETTY MUCH PICASSO®

- Requires high light in production.
- Needs 250+ ppm fertilizer. Watch pH and EC levels.
- Yellow growth tips often indicate an iron shortage in response to high pH.
- Do not bring in too early.

Additional Culture Information for PRETTY MUCH PICASSO®

pH/EC:	5.5 - 5.8 / 1.0 - 2.0
Growing Temperature:	65-72°/55-65°
Holding Temperature:	40-50° outdoors
Water Requirements:	Moderate to Moist
Planting and Timing:	Early Spring through Fall Finish. Standard Plants Per Pot.
Finish Times in Weeks:	For 4-5", 4-6; for 6"/gallon, 5-7; for 8", 7-9; for 10-12", 10-12
Spring Outdoor Finish:	First to go outside

Notes:

For pots 6" and smaller, pinch at transplanting only. For hanging baskets and pots larger than 6", soft pinch at planting and trim around pot just prior to hanging. 10-15 ppm Sumagic® spray or 1-3 ppm Bonzi® drench are effective at controlling growth. Apply as needed.

AWARD WINNER

SUPERTUNIA® PRETTY MUCH PICASSO® *Petunia hybrid*

13 Awards
Including: Excellent Rating, Boerner Botanical Garden, Milwaukee, Wisconsin; Superior Rating, Colorado State

Growers need to choose from one of three Proven Packages when ordering Pretty Much Picasso.

When you order Pretty Much Picasso liners, you must choose one of the following three options:

1. Order a Pretty Much Picasso specific, 4-color 1.0 GL Royale™ container for each plant.
2. Order the traditional white Proven Winners branded container for each plant.
3. Order a Supertunia Pretty Much Picasso hanging basket tag for each plant.

Orders for liners placed without orders for containers will not ship. Visit www.provenwinners.com for more information.



Proven Package Option #1

Proven Package Option #2

Proven Package Option #3

SUPERTUNIA® Petunia hybrids



These beauties are self-cleaning, floriferous, and have flowers that range in color from purest white to rich, royal purple. Single, double, or mini, Supertunia are light years ahead of the competition.

SUPERTUNIA® White Russian *Petunia hybrid*

White Russian adds another unique coloration to the Supertunia line-up. Its antique white petal, dark chocolate veins, and dark eye will get gardeners' attention. New this year.

Growing Tips for SUPERTUNIA®

- Requires high light in production.
- Needs 250+ ppm fertilizer. Watch pH and EC levels.
- Mini Strawberry Pink Veined and Mini Rose Veined are more sensitive to cold. Keep above 50° F.
- Day-length neutral varieties need less PGRs. Cold temperatures also control growth.
- Yellow growth tips often indicate an iron shortage in response to high pH.

Additional Culture Information for SUPERTUNIA®

pH/EC:	5.5 - 5.8 / 1.0 - 2.0
Growing Temperature:	65-72°/55-65°
Holding Temperature:	40-50° outdoors
Water Requirements:	Moderate to Moist
Planting and Timing:	Early Spring through Fall Finish. Standard Plants Per Pot.
Finish Times in Weeks:	For 4-5", 4-6; for 6"/gallon, 5-7; for 8", 7-9; for 10-12", 10-12
Spring Outdoor Finish:	First to go outside

Notes:

For pots 6" and smaller, pinch at transplanting only. For hanging baskets and pots larger than 6", soft pinch at planting and trim around pot just prior to hanging. 10-15 ppm Sumagic® spray or 1-3 ppm Bonzi® drench are effective at controlling growth. Apply as needed. Supertunia Minis may require higher rates of PGRs.

AWARD WINNER


SUPERTUNIA®

528 Awards

Including: Top Performer, Missouri Botanical Garden; Exceptional Performer, University of Florida; Excellent Rating, Boerner Botanical Garden, Milwaukee, Wisconsin; Outstanding Rating, Disney Trials

Compatible to grow with:

Superbells® Snow Princess® Sweet Caroline Superbena®



SUPERTUNIA® White Russian *Petunia hybrid*

The Best Petunia. Period.

Supertunia varieties are exceptional performers no matter how and where you use them. They create extraordinary hanging baskets and containers because their compact habit means they fill in quickly and don't get leggy. And for performance in the landscape, there is nothing better than Supertunia Vista, which offers vigorous growth and vibrant color. You won't find a more outstanding Petunia.



Top 50

SUPERTUNIA® Bermuda Beach
Petunia hybrid *Kaversaini USPP19329



Top 50

**P. Allen Smith
Platinum Collection**

SUPERTUNIA® Bordeaux
Petunia hybrid *Lambor USPP16144 Can2532



Top 50

SUPERTUNIA® Citrus
Petunia hybrid *Dancas1107 USPP17288



Top 50

SUPERTUNIA® Cotton Candy
Petunia hybrid *Kalegawa S84 USPP18658 Can2685



SUPERTUNIA® Giant Pink
Petunia hybrid *USTUN153 USPP14856 Can1934



SUPERTUNIA® 'Lavender Skies'
Petunia hybrid *USPP21692 CanPBRAF



Top 5

SUPERTUNIA® Raspberry Blast
Petunia hybrid *Timari USPP16588 Can3314



Top 50

SUPERTUNIA® Red
Petunia hybrid *USTUN1223 USPP14871 Can1937



Top 50

SUPERTUNIA® Royal Magenta
Petunia hybrid *Kalegawa S36 USPP14037 Can1296



Top 5

**P. Allen Smith
Platinum Collection**

SUPERTUNIA® Royal Velvet
Petunia hybrid *Kalegawa S26 USPP13887 Can1039



Top 50

SUPERTUNIA® White
Petunia hybrid *Kalegawa S30 USPP13862 Can1041



NEW

SUPERTUNIA® White Russian
Petunia hybrid *Kerioneyin USPPRAF CanPBRAF

SUPERTUNIA® Containers

Since Supertunia tags will match the look of the 4-color 1.0 GL Royale™ container, we recommend that growers purchase the special Supertunia container option for the greatest retail impact.



Easiest Supertunia® to Grow

Propagators recommend the following Supertunia varieties as easiest to grow in a 4" container:

- Bordeaux
- Priscilla
- Raspberry Blast
- Royal Velvet
- Vista Bubblegum

Day-Length Neutral Varieties

Cotton Candy, Royal Magenta, Royal Velvet, and White



SUPERTUNIA® Bordeaux *Petunia* hybrid
 SUPERTUNIA® Royal Velvet *Petunia* hybrid
 SUPERBENA® Large Lilac Blue *Verbena* hybrid

SUPERTUNIA® Raspberry Blast *Petunia* hybrid
 SUPERTUNIA® Royal Magenta *Petunia* hybrid
 SNOWSTORM® GIANT SNOWFLAKE® *Sutera* hybrid



SUPERTUNIA® Raspberry Blast *Petunia* hybrid

SUPERTUNIA® Bordeaux *Petunia* hybrid



SUPERTUNIA® Citrus *Petunia hybrid*
GOLDILOCKS ROCKS® *Bidens hybrid*



SUPERTUNIA® Citrus *Petunia hybrid*
SUPERBELLS® Cherry Star *Calibrachoa hybrid*
SUPERBELLS® Sweet Tart *Calibrachoa hybrid*



SUPERTUNIA® Bermuda Beach *Petunia hybrid*



SUPERTUNIA® White *Petunia hybrid*
 SUPERTUNIA® White Russian *Petunia hybrid*
 ILLUSION® Garnet Lace *Ipomoea batatas*

Supertunia Timing Chart

There is a 6-week variance from earliest-flowering to latest-flowering varieties.

Early-Flowering Varieties

Supertunia® Royal Velvet
 Supertunia® Citrus
 Supertunia® Cotton Candy
 Supertunia® Lavender Skies
 Supertunia® White Russian – NEW
 Supertunia® Mini Silver
 Supertunia® Pretty Much Picasso
 Supertunia® Vista Bubblegum
 Supertunia® Vista Silverberry
 Supertunia® White

Mid-Flowering Varieties

Supertunia® Bermuda Beach
 Supertunia® Indigo Charm
 Supertunia® Sangria Charm
 Supertunia® Bordeaux
 Supertunia® Giant Pink
 Supertunia® Mini Appleblossom
 Supertunia® Mini Blue Veined
 Supertunia® Mini Purple
 Supertunia® Red
 Supertunia® Royal Magenta
 Supertunia® Vista Fuchsia
 Supertunia® Mini Rose Veined
 Supertunia® Mini White
 Supertunia® Priscilla
 Supertunia® Raspberry Blast

Later-Flowering Varieties

Supertunia® Double Peppermint
 Supertunia® Mini Strawberry Pink Veined
 Supertunia® Mini Bright Pink
 Supertunia® Double Dark Blue
 Supertunia® Mini Blue

Contact your propagator to discuss options using “programmed liners” to shorten flowering times.



SUPERTUNIA® White *Petunia hybrid*

SUPERTUNIA® Doubles / Minis Petunia hybrids



Supertunia Doubles are twice as ruffled and extremely colorful. Their huge flowers and vigorous habit turn containers into garden masterpieces.

Supertunia Minis form a solid curtain of blooms from crown to the ground. A smaller flowering variety compared to the other Supertunias, but very long trailing. None are day-length neutral. Recommended for mid-May production as they are later to flower than other Supertunia varieties. Best suited for combination plantings.



SUPERTUNIA® Double Dark Blue
Petunia hybrid Condoball® USPP13490 Can1611



SUPERTUNIA® Double Peppermint
Petunia hybrid



SUPERTUNIA® PRISCILLA™
Petunia hybrid Yarpticomg® USPP19327

Top 50



SUPERTUNIA® Mini Appleblossom
Petunia hybrid USTIN17502® USPP17729 Can2874



SUPERTUNIA® Mini Blue
Petunia hybrid Yammbibler® USPP21043 Can2367



SUPERTUNIA® Mini Blue Veined
Petunia hybrid Conblue® USPP13543 Can1605

Top 50



SUPERTUNIA® Mini Bright Pink
Petunia hybrid Mediopino® USPP14858 Can1932



SUPERTUNIA® Mini Purple
Petunia hybrid USTUN6554® USPP17898 Can2872



SUPERTUNIA® Mini Rose Veined
Petunia hybrid USTUN207® USPP15607 Can1935



SUPERTUNIA® Mini Silver
Petunia hybrid Petwiblv® USPP17247 Can2584



SUPERTUNIA® Mini Strawberry Pink Veined
Petunia hybrid Constraw® USPP13539 Can1609

Top 50



SUPERTUNIA® Mini White
Petunia hybrid Conblow® USPP13556 Can1604



SUPERTUNIA® Mini Strawberry Pink Veined *Petunia hybrid*

SUPERTUNIA® Mini Blue Veined *Petunia hybrid*

SUPERTUNIA® PRISCILLA™ *Petunia hybrid*

	Timing	Habit	Recommended Use	Sun-Shade Tolerance
Supertunia® Vista	All Season	Mounding 3' Trailing 4'	4.50 Classic™, 4.25 Grande®, and 1.0 GL Royale™, Hanging Baskets, Upright Containers, Best Supertunia® for Landscape	Full Sun Early to Flower
Supertunia®	Early Season - Summer	Mounding Length 4'	4.50 Classic™, 4.25 Grande®, and 1.0 GL Royale™, Hanging Baskets, Upright Containers, Landscape	More shade tolerant than others – Easier under short days in small pots
Supertunia® Mini	Mid Season - Summer	Trailing Length 6'	4.50 Classic™, 4.25 Grande®, and 1.0 GL Royale™ Hanging Baskets, Upright Containers, Landscape	Best under long days as late crop, Full Sun
Supertunia® Giant Pink	Mid Season	Vigorous Trailing Length 6'	4.50 Classic™, 4.25 Grande®, and 1.0 GL Royale™ from Supernova, Hanging Baskets, Upright Containers with other vigorous varieties, Landscape	Best under long days as late crop, Full Sun
Supertunia® Double	Mid Season - Summer	Mounding Length 4'	4.50 Classic™, 4.25 Grande®, and 1.0 GL Royale™ Hanging Baskets, Upright Containers, Landscape	Full Sun
Supertunia® Pretty Much Picasso™	Early Season - Summer	Vigorous Trailing Length 6'	4.50 Classic™, 4.25 Grande®, and 1.0 GL Royale™ Hanging Baskets, Upright Containers with other vigorous varieties, Landscape	Best under long days as late crop, Full Sun
Supertunia® Charm	Early Season - Summer	Mounding 12" Trailing 2-3'	4.50 Classic™, 4.25 Grande®, and 1.0 GL Royale™ Hanging Baskets, Upright Containers and mixed containers with other vigorous varieties	Best under long days Full Sun

SUPERTUNIA[®] VISTA Petunia hybrids



Our first landscape Supertunia, Vista varieties are bred to flower earlier, grow taller, spread wider, and are more vigorous than other plants in this series. Their vigorous habit and extended summer performance have quickly made them a hit with consumers.



Top 50
P. Allen Smith
Platinum Collection

SUPERTUNIA[®] Vista Bubblegum
Petunia hybrid USTUN16001 USPP17730 Can2871



Top 50

SUPERTUNIA[®] Vista Fuchsia
Petunia hybrid USTUN8902 USPP17895 Can2875



Top 50

SUPERTUNIA[®] Vista Silverberry
Petunia hybrid USTUN160-D1 USPP20903 Can3866

Vista Bubblegum is the Number 2 Consumer-Rated Proven Winners Plant

SUPERTUNIA[®] CHARM Petunia hybrids



What makes Charm varieties unique? This series has the same outstanding qualities of Vista, but in a miniature form. They are vigorous, vibrant bloomers that tolerate heat and humidity. Charm varieties work well early in 4.5" pots; however, as they begin to mature they become more vigorous and later in the season do better in baskets and mixed containers as well as the landscape.



SUPERTUNIA[®] Sangria Charm
Petunia hybrid USTUN4802 USPPAF CanPBRAF



SUPERTUNIA[®] Indigo Charm
Petunia hybrid USTUN2801 USPPAF CanPBRAF



SUPERTUNIA® Vista
Bubblegum *Petunia hybrid*



SUPERTUNIA® Vista
Fuchsia *Petunia hybrid*



SUPERTUNIA® Vista
Silverberry *Petunia hybrid*



SUPERTUNIA® Indigo Charm
Petunia hybrid



SUPERTUNIA® Sangria Charm *Petunia hybrid*

INTENSIA® Phlox hybrids



Their heat, drought, and humidity tolerance, sweet fragrance, and rich colors have earned this series a stack of awards – and a special place in the hearts of gardeners throughout the Midwest and South. Intensia grow from early spring through autumn and are wonderful mid-height plants for your premium hanging baskets and containers.

Growing Tips for INTENSIA®

- Requires heat and high light for optimal growth.
- Order for mid-spring production.
- Proper air movement, water management, and good soil porosity are critical.
- Water lightly at planting. Grow warm until roots are established and then grow cool.
- Needs 200-300 ppm fertilizer. When actively growing, increased fertilizer applications may be necessary.
- Can be finished for prime spring season in mixed containers. Mono baskets and small pots can be produced from mid-spring on, if grown properly.
- A preventative fungicidal drench should be done at transplant.

Additional Culture Information for INTENSIA®

pH/EC:	5.8 - 6.2 / 1.0 - 2.0
Growing Temperature:	65-72°/55-65°
Holding Temperature:	40-50° outdoors
Water Requirements:	Dry to Moderate
Planting and Timing:	Early Spring through Fall Finish. Standard Plants Per Pot.
Finish Times in Weeks:	For 4-5", 4-6; for 6"/gallon, 5-7; for 8", 7-9; for 10-12", 10-12
Spring Outdoor Finish:	Second to go outside

Notes:

For pots 6" and smaller, pinch at transplanting only. For hanging baskets and pots larger than 6", soft pinch at planting and additional pinches as needed to shape. 5-10 ppm Sumagic® is effective. Cool temperatures are also an effective growth regulator.

AWARD WINNER

INTENSIA® Phlox

188 Awards

Including: Top Pick, Dallas Arboretum; Superior Rating, Disney; Best of the Best, University of Georgia; Exceptional Performer, University of Florida



INTENSIA® Blueberry Phlox hybrid

Compatible to grow with:

Superbells® Diamond Frost® GoldDust™ Supertunia®





INTENSIA® Cabernet
Phlox hybrid



INTENSIA® Lavender Glow
Phlox hybrid



INTENSIA® Blueberry, Lavender Glow,
and Star Brite *Phlox hybrids*



INTENSIA® Phlox hybrids



INTENSIA® Blueberry
Phlox hybrid^{USPLX03206} USPP21646 Can#BRA#



Top Seller

INTENSIA® Cabernet
Phlox hybrid^{USPHL0418} USPP17893 Can2806



Top Seller

INTENSIA® Lavender Glow
Phlox hybrid^{USPHL304} USPP17899 Can2805



Top Seller

INTENSIA® Neon Pink
Phlox hybrid^{USPHL03} USPP15846 Can2209



INTENSIA® Orchid Blast
Phlox hybrid^{USPLX0304} USPP21623 Can#BRA#



INTENSIA® Pink
Phlox hybrid^{USPHL01M} USPP19089 Can3303



Top Seller

INTENSIA® Star Brite
Phlox hybrid^{USPHL03M} USPP19098 Can3304



INTENSIA® White
Phlox hybrid^{USPLX0302} USPP21643 Can#BRA#

Have You Had Trouble Growing Intensia?

Intensia prefers being dry, and normal greenhouse procedure is to never let the plant dry out. So a good rule of thumb with this plant is that when you think it's ready to be watered, wait a day.

Sunbini *Sanvitalia speciosa*



With its larger flowers and more uniform habit, Sunbini is faster to fill out and extra drought-tolerant. Be sure to recommend this one to your landscape customers.



Growing Tips for Sunbini

- High light is essential.
- Needs 150 ppm fertilizer for optimal growth.
- Production time decreases when light and temperatures are optimal.
- Grow lean, warm, and dry for best results.
- Do not use any fungicides containing Azole, such as Banrot® and Truban®, as they will stunt the plants.

Additional Culture Information for Sunbini

pH/EC:	5.8 - 6.2 / 0 - .6
Growing Temperature:	65-72°/65-72°
Holding Temperature:	50-60° outdoors
Water Requirements:	Dry to Moderate
Planting and Timing:	Spring through Summer Finish. Standard Plants Per pot.
Finish Times in Weeks:	For 4-5", 4-6; for 6"/gallon, 5-7; for 8", 7-9; for 10-12", 10-12
Spring Outdoor Finish:	Do not finish outside

Notes:

For pots 6" and smaller, pinch at transplanting only. For hanging baskets and pots larger than 6", soft pinch at planting, additional pinches as needed. No PGRs needed. Plants are sensitive to Sumagic® but 2500 ppm B-9 is effective if needed.

AWARD WINNER

Sunbini *Sanvitalia*

12 Awards
Including: Top Performer,
Michigan State

Sunbini *Sanvitalia speciosa* Starbini® USPP17869 Can2827

WHIRLWIND® / NEW WONDER®

Scaevola



Don't be fooled by their delicate, lacy flowers and gracefully mounding/spreading habit. Fan Flowers are native to the Bush country of Western Australia. Constantly in flower, these combo stars also boast attractive foliage and a well-branched habit. Whirlwind Blue has fade-proof purple-blue flowers, looks great in a four-inch pot, and is ideal for landscaping. Whirlwind White continues to set the standard for season-long performance and immunity to temperature extremes and tough conditions. And New Wonder, the first Proven Winners success, continues to bring beauty and enjoyment to millions of home gardeners.

Growing Tips for WHIRLWIND®

- Requires high light in production.
- Needs 200 ppm fertilizer.
- Prefers warmer production temperatures.
- Australian plants prefer to have little or no phosphorous added.
- Sensitive to cold temperatures but makes a great spring and summer sales item.
- Whirlwind White is more vigorous than Whirlwind Blue.

Additional Culture Information for WHIRLWIND® and NEW WONDER®

pH/EC: 5.5 - 5.8 / .6 - .9
 Growing Temperature: 65-72°/65-72°
 Holding Temperature: 50-60° outdoors
 Water Requirements: Moderate to Moist
 Planting and Timing: Early Spring through Fall Finish. Standard Plants per pot.
 Finish Times in Weeks: For 4-5", 4-6; for 6"/gallon, 5-7; for 8", 7-9; for 10-12", 10-12
 Spring Outdoor Finish: Do not finish outside

Notes:

For pots 6" and smaller, pinch at transplanting only. For hanging baskets and pots larger than 6", soft pinch at planting and additional pinches as needed. Sumagic® at 2-5 ppm has been effective at controlling growth.

AWARD WINNERS

WHIRLWIND® Scaevola

62 Awards
 Including: Excellent Rating, Disney Trials; Best of the Best, University of Georgia; Top Performer, Michigan State

NEW WONDER® Scaevola

21 Awards
 Top Performer, Kansas State; Leader of the Pack, North Carolina State; Top Pick, Dallas Arboretum



Compatible to grow with:

Supertunia®

Superbena®

Goldilocks Rocks®



WHIRLWIND® White
Scaevola hybrid 'Scaevohalis' US PP15003 Can204B



WHIRLWIND® Blue and WHIRLWIND® White *Scaevola* hybrids



Top 50
4.25 containers

WHIRLWIND® Blue
Scaevola hybrid 'Scabhattis' US PP17840 Can2556

Top 50
Baskets

NEW WONDER®
Scaevola aemula 'Newon' US PP10584 Can1710

COLORBLAZE® Solenostemon hybrids (Coleus)

With vibrant color and exceptional performance, the ColorBlaze collection of Coleus is a must-have for your spring line-up. These foliage plants are bold, versatile, easy to grow, and extremely popular with gardeners. All are late-flowering varieties that hold their form throughout the season. They are tolerant of varying light conditions and are among the fastest-selling plants in any program.



Growing Tips for COLORBLAZE®

- Establish in a warm environment. Plants subject to chilling may be stunted.
- Needs 150-200 ppm fertilizer for optimal growth.
- One to two pinches can be used to increase branching and for shaping. For small pot sizes, this may not be necessary; larger pots will probably require pinching. Florel® can increase branching and reduce flowering. Cycocel/B-9 tank mix or Sumagic® spray at 3-5 ppm will help control growth if needed.
- Watch for mealy bugs.

Additional Culture Information for COLORBLAZE®

pH/EC:	6.0 - 6.5 / 0.6 - 0.9
Growing Temperature:	65-72°/65-72°
Holding Temperature:	50-60° outdoors
Water Requirements:	Moderate to High
Planting and Timing:	Spring through Summer Finish. Standard Plants Per Pot.
Finish Times in Weeks:	For 4-5", 5-6; for 6"/gallon, 6-8; for 8", 8-10; for 10-12", 10-12
Spring Outdoor Finish:	Do not finish outside



COLORBLAZE® ROYAL GLISSADE®
Solenostemon scutellarioides
24-30"

AWARD WINNER

COLORBLAZE® Coleus

96 Awards
Including: Top Performer,
Ohio State;
Leader of the Pack,
North Carolina State;
Top Performer,
Kansas State



COLORBLAZE® Velvet Mocha
Solenostemon hybrid
12-24"

COLORBLAZE® Velvet Mocha *Coleus hybrid*

A bold, yet lacy, textural plant with rich, burgundy-mocha leaves, Velvet Mocha features a strong, upright habit and the same outstanding performance of other ColorBlaze varieties. New this year.

Compatible to grow with in upright containers:

Superbells® Snow Princess® Supertunia®





Top Seller

P. Allen Smith
Platinum Collection

COLORBLAZE®
Dipt in Wine
Solenostemon scutellarioides

20-36"



COLORBLAZE® LifeLime
Solenostemon scutellarioides

20-36"



COLORBLAZE®
ALLIGATOR TEARS™
Solenostemon scutellarioides

20-30"



Top Seller

COLORBLAZE®
Kingswood Torch
Solenostemon scutellarioides

36-42"



COLORBLAZE®
Dark Star
Solenostemon scutellarioides

12-24"



Top Seller

P. Allen Smith
Platinum Collection

COLORBLAZE® 'Sedona'
Solenostemon scutellarioides USPP14790 Can1885

24-30"

SNOWSTORM[®] Sutera hybrids (Bacopa) 6-8"

Our Sutera varieties show what happens when you start with the best genetics, then continually improve them. In hanging baskets and containers, Sutera's glimmering, star-shaped flowers add beauty and texture, but its delicate looks are backed by durability and vigor.

Growing Tips for SNOWSTORM[®]

- High light in production is essential in early season. Light shade is required for summer production.
- Needs 150-200 ppm fertilizer for optimal growth.

Growing Tips for GIANT SNOWFLAKE[™]

- You must keep Giant Snowflake under control, especially under dark weather conditions. It should be treated with 500-750 PPM of B-9.
- Needs 150-200 ppm fertilizer for optimal growth.

Additional Culture Information for Sutera

- pH/EC: 5.5 - 5.8 / .6 - .9
 Growing Temperature: 65-72°/65-72°
 Holding Temperature: 50-60° outdoors
 Water Requirements: Moderate to Moist
 Planting and Timing: Early Spring through Summer Finish. Standard Plants Per Pot.
 Finish Times in Weeks: For 4-5", 4-6; for 6"/gallon, 5-7; for 8", 7-9; for 10-12", 10-12
 Spring Outdoor Finish: Last to go outside

Notes:

Pinch as needed or to shape plants. Do not allow plants to dry out as they will drop both buds and flowers causing the plants to cycle out of bloom for several weeks.

AWARD WINNER

SNOWSTORM[®] Sutera

5 Awards
 Including: Outstanding Rating, Disney Trials



SNOWSTORM[®] Blue
Sutera hybrid ^{Danova886} USPPAF CanPBR/AF



SNOWSTORM[®] GIANT SNOWFLAKE[™]
Sutera hybrid ^{Danova506} US17886 Can2861

Top 5
P. Allen Smith
 Platinum Collection



SNOWSTORM[®] Pink
Sutera hybrid ^{Danova582} USPPAF CanPBR/AF



SNOWSTORM[®] White
Sutera hybrid ^{Bizzard} US10966 Can1641

Top 50

Compatible to grow with:

Superbells[®] Supertunia[®] Superbena[®]





SNOWSTORM® Blue *Suteira hybrid*
SNOWSTORM® White *Suteira hybrid*



SNOWSTORM® GIANT SNOWFLAKE™
Suteira hybrid



SNOWSTORM® GIANT SNOWFLAKE™ *Suteira hybrid*
SNOWSTORM® Pink *Suteira hybrid*



SNOWSTORM® GIANT SNOWFLAKE™ *Suteira hybrid*
SNOWSTORM® Blue *Suteira hybrid*

CATALINA® Torenia hybrids



Catalina varieties are high-value plants with an extra helping of heat tolerance and oversized blooms. They are also among the few varieties that bloom in full shade. Encourage your retailers to create simple bench cards that say Flowers for Shade, and you'll see sales soar.

Growing Tips for CATALINA®

- Prefers warmer production temperatures; cold, wet conditions can stunt growth.
- Light shade is best for optimal growth.
- Needs 200 ppm fertilizer.
- Application of Florel® delays flowering 8-10 weeks.
- Best for 4" production.
- Bronze foliage can be indicative of too high light in production and/or too cold of temperatures. Bronzing will not go away, and plants must grow new foliage without the damage.

Additional Culture Information for CATALINA®

pH/EC: 5.5 - 6.2 / .6 - .9
 Growing Temperature: 65-72°/70-75°
 Holding Temperature: 70-75° outdoors
 Water Requirements: Moderate to Moist
 Planting and Timing: Spring through Summer
 Finish. Standard
 Plants Per Pot.
 Finish Times in Weeks: For 4-5", 4-6;
 for 6"/gallon, 5-7; for 8",
 7-9; for 10-12", 10-12
 Spring Outdoor Finish: Do not finish outside

Notes:

For pots 6" and smaller, pinch at transplanting only.
 For hanging baskets pots larger than 6", soft pinch at planting, additional pinches to shape can be used. Should not need PGRs, as they are naturally compact.

AWARD WINNER

CATALINA® Torenia

36 Awards
 Including: Top Pick, Dallas Arboretum;
 Best Old Variety, University
 of Tennessee

Compatible to grow with:

Rockapulco®

Infinity®

Charmed®



CATALINA® Midnight Blue
 Torenia hybrid [®]Diancat011[®] USPP17678 Can2015

CATALINA® White Linen
 Torenia hybrid [®]Diancat0153[®] USPP19997



CATALINA® Pink Torenia hybrid [®]Diancatpink[®] USPP17025 Can2525

CATALINA® Gilded Grape Torenia hybrid [®]Diancat266[®] USPP20242 Can3904

SUMMER WAVE® *Torenia* hybrids



Synonyms for Summer Wave varieties include fast, easy, and versatile. Great as groundcovers, fantastic in window boxes and hanging baskets, and the ideal choice for combos, their deep, dark flower colors look amazing against a background of silver or lime green foliage plants.

Growing Tips for SUMMER WAVE®

- Prefers warmer production temperatures; cold, wet conditions can stunt growth.
- Light shade is best for optimal growth.
- Needs 200 ppm fertilizer.
- Application of Florel® delays flowering 8-10 weeks.
- Best in gallons and baskets.
- Bronze foliage can be indicative of too high light in production and/or too cold of temperatures. Bronzing will not go away, and plants must grow new foliage without the damage.

Additional Culture Information for SUMMER WAVE®

pH/EC: 5.5 - 6.2 / .6 - .9

Growing Temperature: 65-72°/70-75°

Holding Temperature: 70-75° outdoors

Water Requirements: Moderate to Moist

Planting and Timing: Spring through Summer Finish.
Standard Plants Per Pot.

Finish Times in Weeks: For 4-5", 4-6;
for 6"/gallon, 5-7; for 8", 7-9;
for 10-12", 10-12

Spring Outdoor Finish: Do not finish outside

Notes:

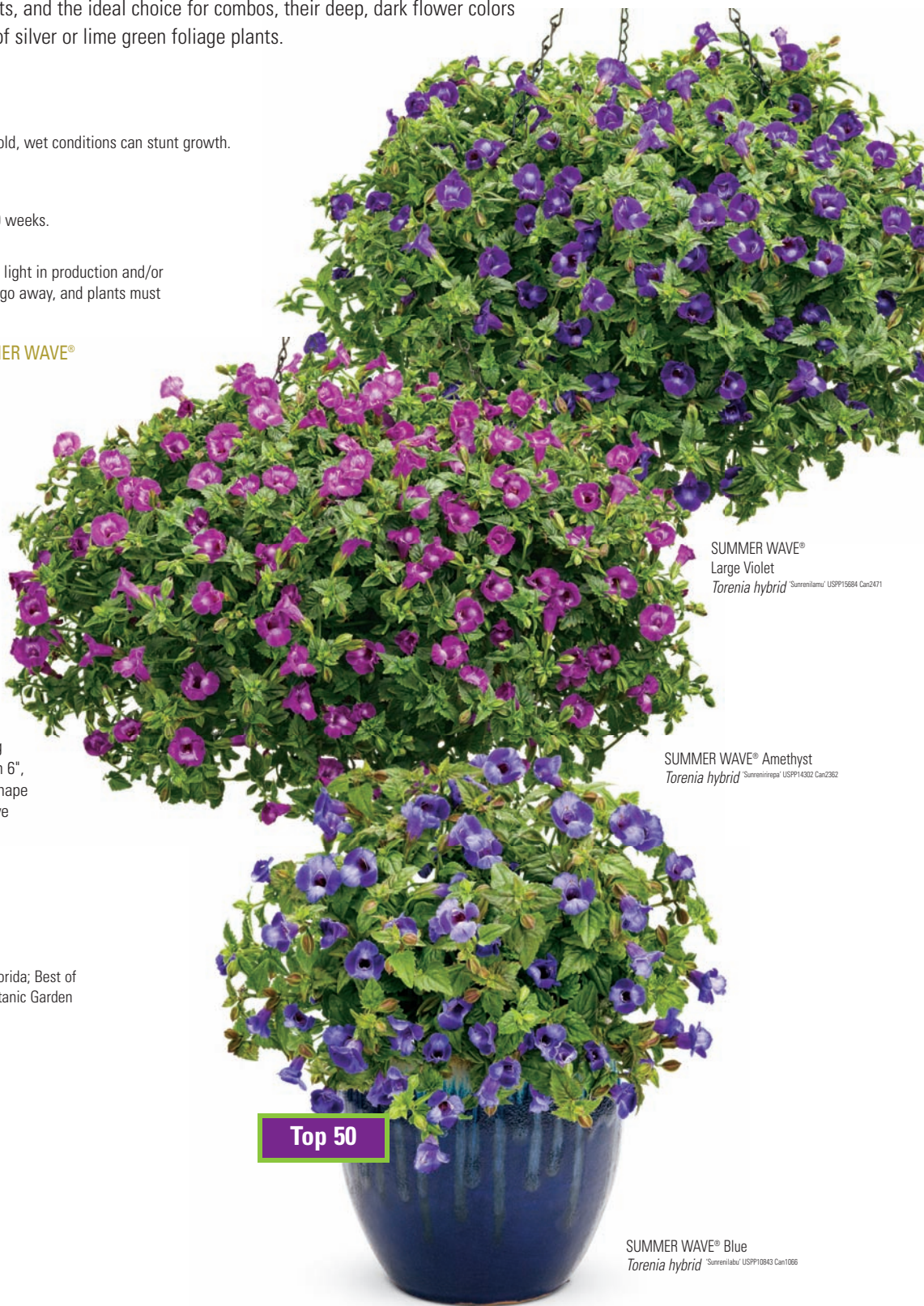
For pots 6" and smaller, pinch at transplanting only. For hanging baskets and pots larger than 6", soft pinch at planting, additional pinches to shape can be used. 10-15 Sumagic® spray is effective on Summer Wave.

AWARD WINNER

SUMMER WAVE® *Torenia*

35 Awards

Including: Exceptional Performer, University of Florida; Best of Species, Penn State; Top Performer, Missouri Botanic Garden



SUMMER WAVE®
Large Violet
Torenia hybrid Sumrenilam/ USPP15684 Can2471

SUMMER WAVE® Amethyst
Torenia hybrid Sumrenitropa/ USPP14302 Can2362

SUMMER WAVE® Blue
Torenia hybrid Sumrenilabi/ USPP10843 Can1056

Top 50

SUPERBENA® Verbena hybrids



With their larger flowers, vivid colors, and upright/cascading habit, Superbena are the big boys of the Verbena family.



Top 50

SUPERBENA® Burgundy
Verbena hybrid ^{USBENAL5} USPP14851 Can1825



SUPERBENA® Coral Red
Verbena hybrid ^{AKV98-01} USPP21639 CanPBRAF



Top 50

SUPERBENA® Dark Blue
Verbena hybrid ^{USBENAL8} USPP14853 Can1825



Top 50

SUPERBENA® Large Lilac Blue
Verbena hybrid ^{USBENAL11} USPP14854 Can1827



SUPERBENA® Pink Parfait
Verbena hybrid ^{AKV944-01} USPP21643 CanPBRAF



Top 50

SUPERBENA® Pink Shades
Verbena hybrid ^{USBENAL20} USPP14876 Can1829



SUPERBENA® Purple
Verbena hybrid ^{USBENAL25} USPP15683 Can1831

Growing Tips for SUPERBENA® Verbena

- High light in production is essential.
- Needs 200 ppm fertilizer.
- Preventive fungicides recommended at transplant.
- Superbena is our most vigorous series of Verbenas.

Easiest SUPERBENA® to Grow

Propagators recommend Superbena Purple as the easiest Superbena to grow in a 4.25 container.

Additional Culture Information for SUPERBENA® Verbena

- pH/EC: 5.5 - 6.2/6 - .9
- Growing Temperature: 65-72°/60-70°
- Holding Temperature: 40-50° outdoors
- Water Requirements: Moderate to Moist
- Planting and Timing: Early Spring through Fall Finish. Standard Plants Per Pot.
- Finish Times in Weeks: For 4-5", 4-6; for 6"/gallon, 5-7; for 8", 7-9; for 10-12", 10-12
- Spring Outdoor Finish: Last to go outside

Notes:

One pinch at liner planting. Trim back as needed. Sumagic® at 5-10 ppm may be used to keep neighboring pots from growing into each other. Growth can be controlled using lower temperatures. Powdery mildew can be a problem. A routine preventative spray program is encouraged.

AWARD WINNER

SUPERBENA® Verbena

78 Awards
Including: Superior Rating, Penn State;
Exceptional Performer, University of Florida;
Superior Rating, Disney Trials

Compatible to grow with:

Superbells® Diamond Frost® Illusion® Snow Princess® Supertunia®





SUPERBENA® Burgundy *Verbena* hybrid
with SUPERTUNIA® Vista Bubblegum *Petunia* hybrid



SUPERBENA® Large Lilac Blue *Verbena* hybrid



SUPERBENA® Pink Shades *Verbena* hybrid
with SUPERBENA® Royale Chambray *Verbena* hybrid



SUPERBENA® Burgundy *Verbena* hybrid

SUPERBENA® Royale Verbena hybrids



P. Allen Smith
Platinum Collection

SUPERBENA® Royale Chambray
Verbena hybrid AKV571-1 USPPAF CanPBRAF



NEW

SUPERBENA® Royale Iced Cherry
Verbena hybrid INV580101X USPPAF CanPBRAF



NEW

SUPERBENA® Royale Peachy Keen
Verbena hybrid *** USPPAF CanPBRAF

SUPERBENA® Royale Iced Cherry *Verbena hybrid*

The early compact habit of the Royale series makes it great for Grande™ container production, but it still becomes a vigorous spreading plant for the consumer. Iced Cherry features vibrant cherry flowers with pink undertones and a bright white eye. New this year.

SUPERBENA® Royale Peachy Keen *Verbena hybrid*

The superb shelf life, yet strong garden performance of Royale Peachy Keen is sure to make it an industry and consumer favorite. Flowers open in a rich salmon color and turn a beautiful blush peach. New this year.



SUPERBENA® Royale Chambray *Verbena hybrid*

SUPERBENA® Royale Peachy Keen *Verbena hybrid*

SUPERBENA® Royale Iced Cherry
Verbena hybrid

BABYLON® Verbena hybrids




Free flowering and the earliest-blooming Verbena available, Babylon has a mounding, cascading habit that is ideally suited for 4" production, hanging baskets, and window boxes.




BABYLON® Carpet Blue
Verbena hybrid ^{Wilma} USPP12279 Can1847



BABYLON® Deep Pink
Verbena hybrid ^{Verena} USPP15832 Can2139



BABYLON® Light Blue
Verbena hybrid ^{Dulcena} USPP13403 Can1844



BABYLON® Neon Rose
Verbena hybrid ^{Darlana} USPP15688 Can2053



BABYLON® Purple
Verbena hybrid ^{Wymena} USPP12252 Can1848



BABYLON® Red
Verbena hybrid ^{Diana} USPP13126 Can1846

Top Seller



BABYLON® White
Verbena hybrid ^{Verita} USPP12288 Can1839

Top Seller

TAPIEN® Verbena hybrid



If it's a wall-to-wall flowering carpet groundcover, a container must-have, and the perfect bedding plant, it can only be Tapien. Neat, multi-branching, and with refined, well-shaped foliage.



TAPIEN® Blue Violet
Verbena hybrid ^{Sumara} TP-V USPP9411 Can1081

Top 50

Growing Tips for BABYLON®, TAPIEN®, and TUKANA® Verbena

- High light in production is essential.
- Needs 200 ppm fertilizer.
- Preventive fungicides recommended at transplant.

Additional Culture Information for BABYLON®, TAPIEN®, and TUKANA® Verbena

pH/EC:	5.5 - 6.2 / .6 - .9
Growing Temperature:	65-72°/60-70°
Holding Temperature:	40-50° outdoors
Water Requirements:	Moderate to Moist
Planting and Timing:	Early Spring through Fall Finish. Standard Plants Per Pot.
Finish Times in Weeks:	For 4-5", 4-6; for 6"/gallon, 5-7; for 8", 7-9; for 10-12", 10-12
Spring Outdoor Finish:	Babylon: First to go outside; Tukana and Tapien: Last to go outside

Notes:

One pinch at liner planting. Trim back as needed. Sumagic® at 5-10 ppm may be used to keep neighboring pots from growing into each other. Growth can be controlled using lower temperatures. Powdery mildew can be a problem. A routine preventative spray program is encouraged.

TUKANA® Verbena hybrids



Tukana is an early-blooming series with large flowers on slightly elliptical heads and broad leaves. Vivid colors and a dense, mounded form add to its appeal. Performs well in small containers but even better in large containers, hanging baskets, and in the landscape.



Top 50

TUKANA® Raspberry
Verbena hybrid ^{Raspensa} USPP18979 Can3628

TUKANA® Scarlet
Verbena hybrid ^{Scarletta} USPP18797 Can3638



Top Seller

TUKANA® White
Verbena hybrid ^{Blancend} USPP13219 Can1843

TUKANA® Scarlet Star
Verbena hybrid ^{Scy} USPP21081 Can3854

AWARD WINNERS

BABYLON® Verbena

15 Awards

Including: Excellent Rating, Massachusetts Horticultural Society; One of the Best, Penn State; Leader of the Pack, North Carolina State

TUKANA® Verbena

28 Awards

Including: One of the Best, Penn State; Top Performer, Michigan State; Leader of the Pack, North Carolina State

Compatible to grow with:

Supertunia®

Diamond Frost®

Sweet Caroline

